



lumini Solucoes em Iluminacao LTDA  
www.lumini.com.br  
Email:laboratorio@lumini.com.br  
Tel:+55 11 3437-5555 Fax:+55 11 3437-5555  
Address:Rua Ferreira Viana, 716 - Socorro - São Paulo/SP

---

## lumini

---

LumCAT:

Luminaire: mini track diffuse 30 3W 30K

LampCAT: led line 5Wm 30K irc 90 12V

Ballast type:

Report No:

Voltage(V): 221.0000

Test No:

Current(A): 0.0300

Number of Lamps: 1

Power (W): 4.9000

Lamp flux(lm): 315.0

PF: 0.7300

Length(mm): 30

Width(mm): 300

Phm Type: C

Height(mm): 0

---

## Photometric Results

---

Lumens(lm): 148.41, Efficiency(%): 47.12% , Luminous Efficacy(lm/W): 30.29

Central intensity(cd): 49.610, Maximum intensity(cd): 49.990

Angle of maximum intensity:  $C=0.0$   $\gamma=7.5$

Beam angle of C0 plane : 116.62

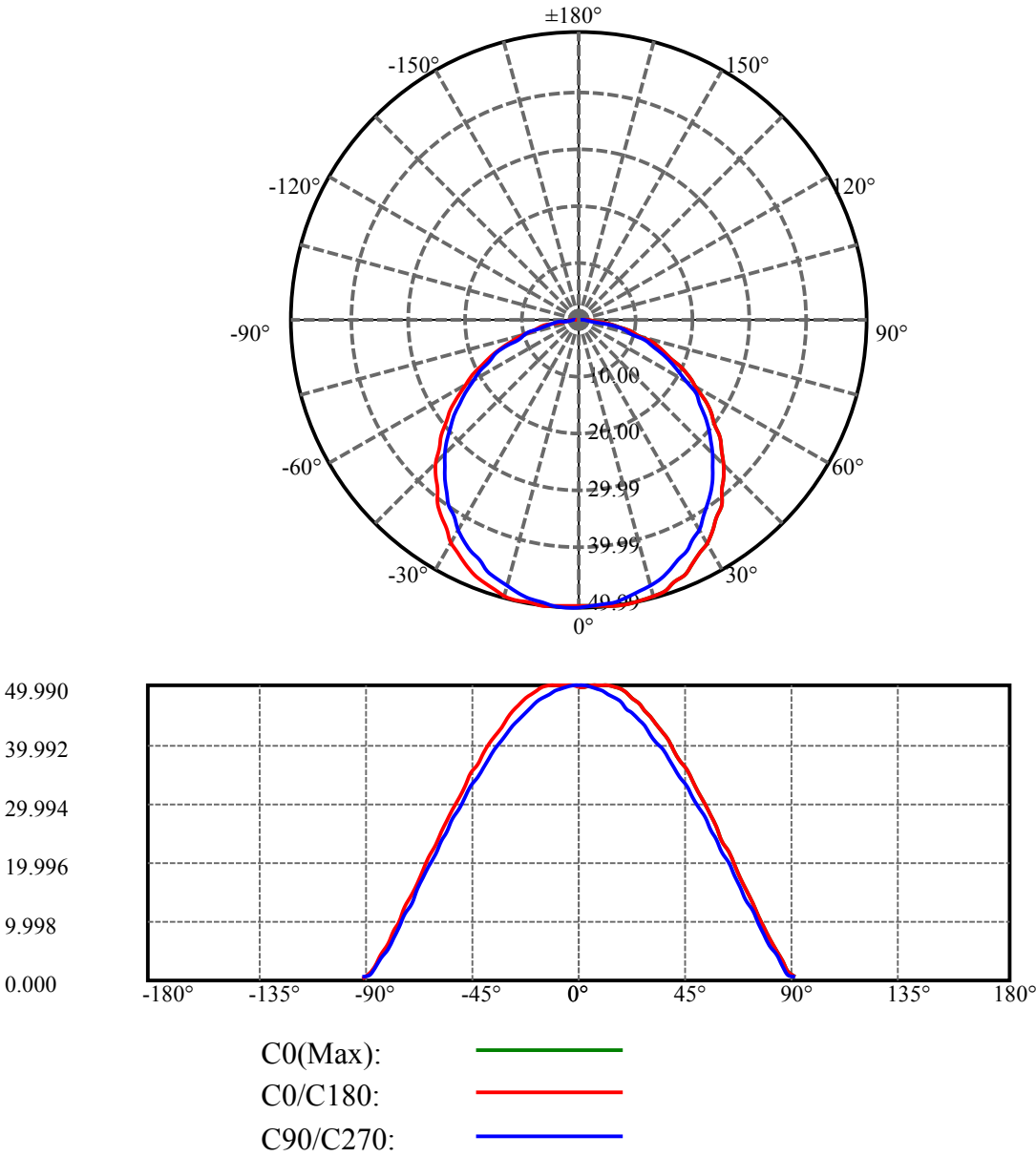
Average BeamAngle(IEC 61341):115.18

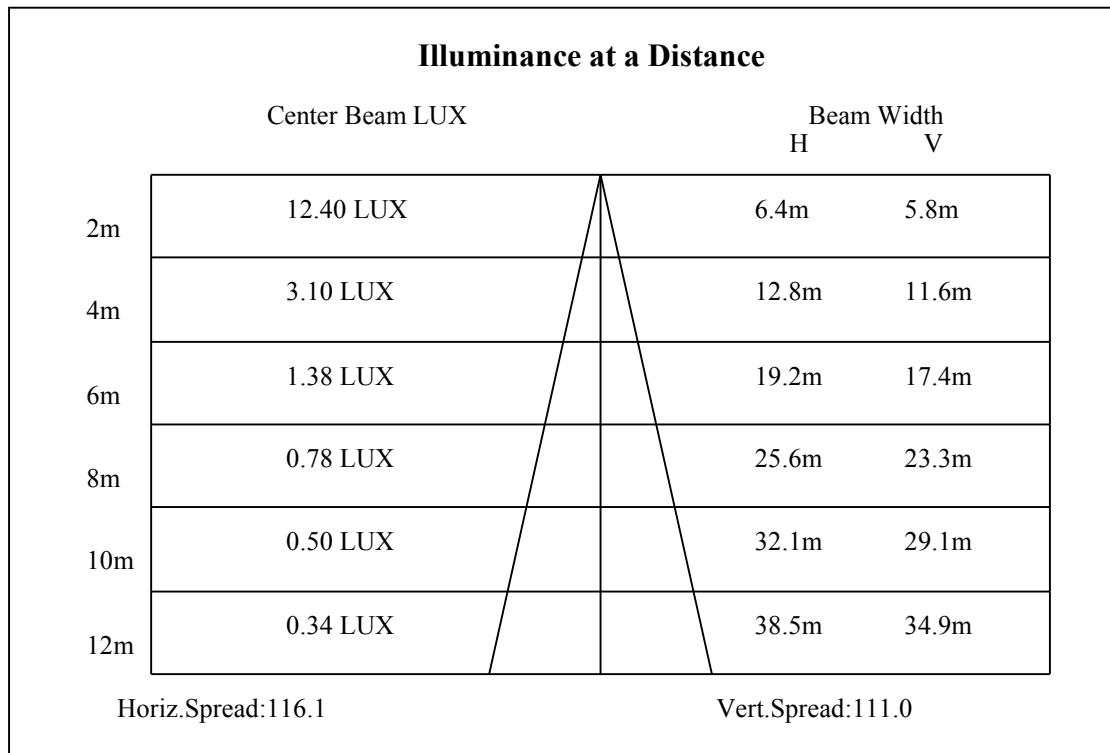
---

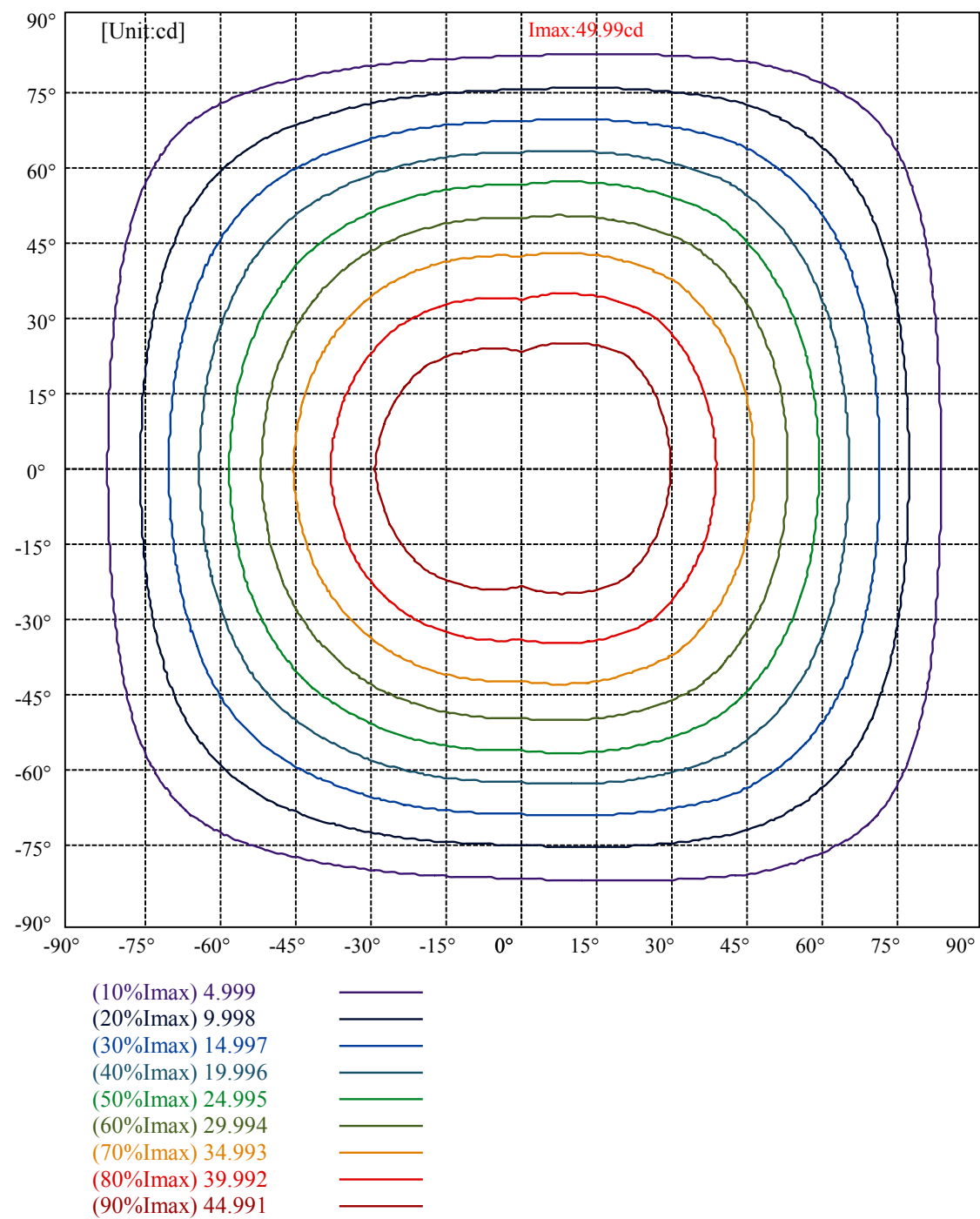
Equipment:  
Temperature(°C):

Date: 6/4/2024  
Humidity(%): %

Operator:







Equipment:  
Temperature(°C):

Date: 6/4/2024  
Humidity(%): %

Operator:

Luminance Table

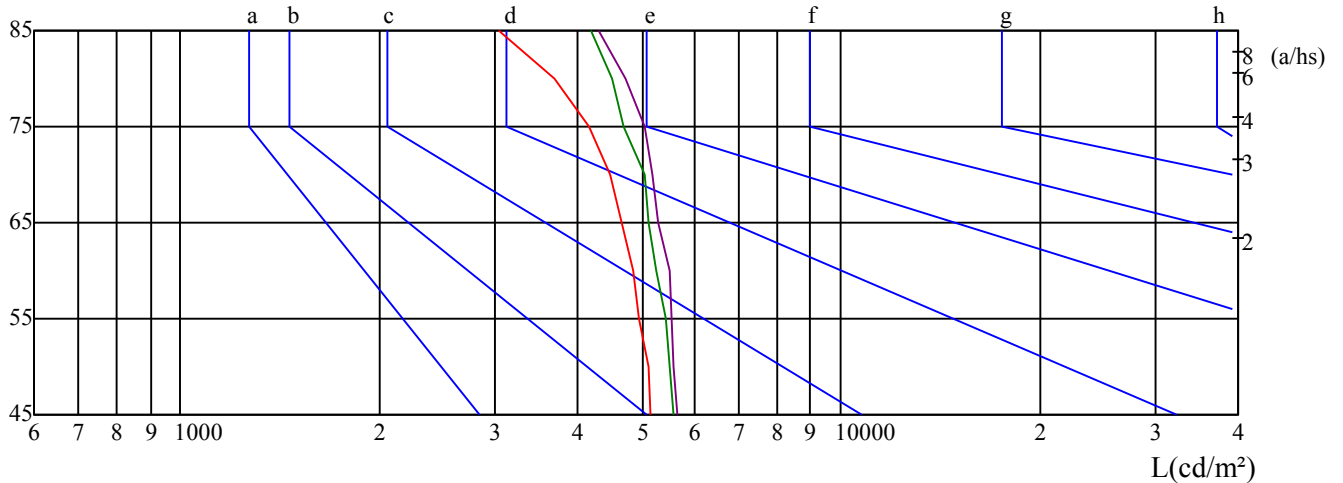
$\gamma$	45	50	55	60	65	70	75	80	85
C0	5596	5506	5423	5258	5132	5042	4701	4508	4188
C45	5641	5596	5543	5491	5282	5197	5049	4722	4309
C90	5162	5119	4962	4856	4669	4470	4149	3686	3035

L(Hor)(65)	L(Ver)(65)	L45(65)	L(Hor)(75)	L(Ver)(75)	L45(75)	L(Hor)(85)	L(Ver)(85)	L45(85)
5013	4606	4947	4496	4037	4481	3612	2883	3369

Glare Table

Glare	Quality	Service Values Illuminance(lx)							
1.15	A	2000	1000	500	$\leq 300$				
1.5	B		2000	1000	500	$\leq 300$			
1.85	C			2000	1000	500	$\leq 300$		
2.2	D				2000	1000	500	$\leq 300$	
2.55	E					2000	1000	500	$\leq 300$
		a	b	c	d	e	f	g	h

Luminance Limiting Curve

 $\gamma(^{\circ})$ 

C0 ———

C45 ———

C90 ———

Equipment:  
Temperature( $^{\circ}\text{C}$ ):Date: 6/4/2024  
Humidity(%): %

Operator:

Illumination assessment according UGR											
Rf of Ceiling	70	70	50	50	30	70	70	50	50	30	
Rf of Wall	50	30	50	30	30	50	30	50	30	30	
Rf of Floor	20	20	20	20	20	20	20	20	20	20	
Room dimensions		Viewed crosswise					Viewed endwise				
X	Y										
2H	2H	18.53	20.18	18.89	20.50	20.81	18.21	19.86	18.57	20.17	20.49
	3H	20.31	21.81	20.69	22.15	22.49	19.90	21.40	20.28	21.74	22.08
	4H	21.00	22.42	21.40	22.77	23.13	20.55	21.96	20.94	22.31	22.67
	6H	21.58	22.89	21.98	23.26	23.65	21.03	22.35	21.44	22.71	23.11
	8H	21.75	23.02	22.16	23.39	23.79	21.17	22.44	21.58	22.82	23.21
	12H	21.87	23.09	22.28	23.47	23.88	21.25	22.47	21.66	22.85	23.26
4H	2H	19.30	20.72	19.70	21.07	21.43	19.06	20.47	19.45	20.82	21.18
	3H	21.25	22.46	21.66	22.84	23.25	20.92	22.13	21.33	22.51	22.92
	4H	22.13	23.20	22.56	23.61	24.05	21.74	22.82	22.18	23.23	23.67
	6H	22.79	23.74	23.24	24.18	24.62	22.32	23.27	22.77	23.71	24.15
	8H	23.04	23.94	23.51	24.38	24.84	22.53	23.43	23.00	23.87	24.33
	12H	23.23	24.07	23.71	24.50	25.00	22.67	23.50	23.14	23.94	24.44
8H	4H	22.46	23.36	22.93	23.80	24.26	22.13	23.03	22.60	23.47	23.93
	6H	23.27	24.02	23.76	24.49	24.98	22.85	23.61	23.34	24.07	24.56
	8H	23.67	24.32	24.17	24.83	25.31	23.20	23.86	23.71	24.37	24.85
	12H	23.94	24.49	24.45	25.00	25.51	23.41	23.97	23.93	24.48	24.98
12H	4H	22.50	23.33	22.97	23.77	24.27	22.18	23.01	22.65	23.45	23.95
	6H	23.40	24.06	23.91	24.56	25.05	23.00	23.66	23.51	24.17	24.65
	8H	23.80	24.36	24.31	24.86	25.37	23.36	23.91	23.87	24.42	24.93
Variation with the observer position at spacings:											
S = 1.0H		0.2/-0.6					0.2/-0.7				
S = 1.5H		0.5/-0.6					0.5/-0.6				
S = 2.0H		0.6/-0.8					0.7/-0.7				
Standard tables:		BK4					BKBF				
Uncorrected UGR		4.7					8.0				

依据CIE Publ. 117 计算 UGR, S/H = 0.25